



32-5042-04

User's Information Guide

Energy Recovery Ventilator (ERV)

*ERVR100A9P00A

*ERVR200A9P00A

*ERVR300A9P00A

*May be "A" or "T"



User's Information

GENERAL INFORMATION

Understand the signal words. **WARNING, AND CAUTION.** These words are safety alert words. **WARNING** indicates hazards which **could** result in personal injury or death. **CAUTION** is used to indicate unsafe practices which could result in minor injury or property damage.

WARNING

Disconnect Power Before Servicing. Failure to follow the electrical servicing instruction may cause Personal Injury or Death.

WARNING

Do Not Use This Unit if Any Part Has Been Under Water. Immediately Call A Qualified Service Technician To Inspect The ERV and To Replace Any Part of The Control System Which Has Been Under Water.

CAUTION

PERSONAL INJURY HAZZARD

Failure to follow filter service instructions may cause personal injury. The access door swings down when unit is installed overhead. Carefully hold the access door while unlatching and lowering. The door should be removed prior to performing filter service.

FILTER SERVICE.

A Clean Filter Saves Money.

When the ERV provides fresh outdoor air into your home and exhausts indoor air to the outside, dust and dirt particles build up on the air filters. Excessive accumulation can block airflow, decreasing the ERV's performance and increase energy usage. To maintain top performance be sure to clean or replace the ERV filters according to the instructions in this manual.

Clean filters every three months when the unit is in regular use or as needed to keep them clean.

How to remove and clean your filter:

1. Release cam latches and carefully swing access door open. The access door may be removed for ease of service by sliding the access door off. Use caution when removing door
2. Remove the filter retainer springs. Pull the filters out. See Figure 1.
3. Vacuum filters off with a hose attachment.
4. Re-install filters and retainer spring
5. Re-install cover, and fasten cam latches.

FILTER SERVICE NOTES

A) The filters should be replaced after they have been cleaned several times. Contact your installing dealer for service and replacement filters. Replacement filter model numbers are as follows:

Model	Filter #
*ERVR100	BAYFLT10A1010A
*ERVR200	BAYFLT20A1020A
*ERVR300	BAYFLT20A1020A

B) Filters may be cut from a sheet or roll of ¾" - 1" firm, spun polyester filter "hog hair" media or material, similar to the existing, factory installed, green/blue filter in the unit.

The size of each filter (2 required per unit) is listed as follows:

*ERVR100	10 ½" x 10 ½"
*ERVR200/300	10 ½" x 21 ¾"

* First letter of model number may be an "A" or "T".

C) **Filters must always be used during unit operation** or the heat transfer core will become blocked by particulate matter. The filters supplied in the unit are typically able to keep the heat transfer core clear for many months. Finer filters may be used but must be cleaned more often.

HEAT TRANSFER CORE SERVICE.

(The Heat Transfer Core may also be referred to as the Energy Exchange Element or Heat Exchanger) ***Vacuum the Face of the Heat Transfer Core Yearly.***

Particulate matter collects only on the entering faces of the heat transfer core. The interior of the heat transfer core stays clean even if the element faces are covered particulates.

TO CLEAN THE HEAT TRANSFER CORE:

1. Remove filter retainer spring and the filters (see above).
2. Vacuum the exposed faces of the heat transfer core with a soft brush attachment.
3. After servicing the filters, re-install them and the filter retainer spring (see above).
4. Vacuum out dust from the rest of the unit case.

CAUTION

DO NOT WASH THE HEAT TRANSFER CORE. Always handle the core carefully. Keep it away from water or fire to avoid damaging it. The heat transfer core can be replaced but is expensive.




Figure 1
Energy Recovery Ventilator with cover removed

Power Light




Figure 2
Percent Timer (P.T.) Control




Figure 3
Optional Push Button Control

User's Information

PERCENT TIMER CONTROL (PT)

The Percent Timer Control automatically energizes and de-energizes the energy recovery ventilator every hour, ensuring ventilation for the home around-the-clock. The PT control has two status lights (See Figure 2). One is the power light located in the upper left hand corner of the control. The other light will be one of the Runtime % lights. The power light is on whenever the PT control is calling for the ERV to run. The Runtime % light is located along the right side of the control. The Runtime % light indicates the amount of time per hour the ERV will operate. Set the control per your local code or ASHRAE Std 62.2 and your ventilator will run once every hour.

FOR CONSTANT OPERATION: Press the fan icon until the 100% light is on. The "Runtime %" light turns on. The ERV unit will run continuously.

FOR MINIMUM VENTILATION REQUIREMENT OPERATION: Set the control at the percentage that meets local code or ASHRAE 62.2. Press the fan icon until the light for the percent desired is on.

TO TURN THE ERV OFF: Press the fan icon until all lights are off. The control is off. The ERV motor is de-energized. (Power is still present inside the unit. Always unplug cord from outlet before servicing!)

GENERAL SETTINGS: For systems installed in an area with high humidity. The Percent Timer should be set to deliver the Minimum Ventilation Requirements.

VACATION SETTINGS: For systems installed in an area with high humidity. If the A/C system thermostat setting is elevated or set up while on vacation or for extended periods of time (over 2 days), the Percent Timer and ERV should be turned OFF. After returning from vacation or when the system thermostat is lowered to normal daily setting, the Percent Timer and ERV should be reset to the previous runtime %.

WHEN WINDOWS ARE OPEN: When windows are open in your home the Percent Timer and ERV should be turned OFF.

NOTE for ERV systems with more than one control:

Another control may be causing your ventilator to run -even if the runtime % light on this control is off. If you wish to keep your ventilator from running, check that none of your controls are calling for unit operation.

Installation

1. Install control in a standard 2" x 4" electrical box, with a minimum depth of 1.5", with the two screws provided.
2. Wire Size: 18 gauge, no more than 500 feet. Wiring is non-polar.
3. The two wires from the ERV should be attached to the 'C' and 'R' positions on the terminal block on the back of the PT Control. See Figure 13.
4. Use Lutron Decora™ cover plate to complete the installation (supplied by installer).

PUSH BUTTON POINT-OF-USE CONTROL (OPTIONAL ACCESSORY)

For use with all ERV models

Operation

The Push Button (PB) Point-of-use Control lets you manually turn on your energy recovery ventilator for a short period of operation – for example, when you are using a bathroom. The PB Control must be connected to a PT control to operate.

20-40-60 minute ventilation control:

Press the fan icon and your ventilator will run for 20 minutes (See Figure 3). Press again and the unit will run 40 minutes. A third press provides for 60 minutes of operation. Percent Timer Control does not need to be on for the PB Control to operate the ERV unit.

You can cancel a cycle at anytime. Just press the fan icon and hold for about five seconds.

You can start another cycle by pressing the fan icon.

NOTE for ERV systems with more than one control:

Another control other than the push button may be causing your ventilator to run. If you wish to keep your ventilator from running, check that none of your controls are calling for unit operation.

Installation

4. Install control in a standard 2" x 4" electrical box, with a minimum depth of 1.5", with the two screws provided.
5. Wire Size: 18 gauge, no more than 500 feet. Wiring is non-polar.
6. Two wires from the PB Control should be attached to the 'PB' positions on the terminal block on the back of the Percent Timer Control.
7. For two PB controls, one wire from each can be twisted together and inserted into a single position on the terminal block on the Percent Timer Control. The wires must be a 18 gage solid wire. If more than two PB controls are attached or 18 gage stranded wire is used then pigtails must be inserted into the 'PB' positions on the Percent Timer Control and the leads attached to the pigtails with wire nuts.
8. Use Lutron Decora™ cover plate to complete installation.

Base Limited Warranty

Subject to the terms and conditions of this limited warranty, Trane U.S., Inc. ("Company") extends a limited warranty against manufacturing defects for the product(s) identified in **Table 1, 1A, 1B** attached hereto ("Products") that are installed in a residential application (personal, family or household purposes) under normal use and maintenance in the United States and Canada.

This limited warranty applies to Products manufactured on or after August 1, 2011.

In order to maximize the available benefits under this limited warranty, the Purchaser (as defined below) should read it in its entirety. All repairs of Product parts covered under this limited warranty must be made with authorized service parts and by a licensed HVAC service provider. Additionally, commercial applications are treated differently under this limited warranty as stated in **Table 1, 1A, 1B** attached hereto. For purposes of this limited warranty, "commercial applications" shall mean any application other than for personal, family, or household use.

TERM: The limited warranty period for Products is as stated in **Table 1, 1A, 1B** attached hereto. If the Purchaser properly registers the Products, the limited warranty period shall be extended as stated in **Table 1, 1A, 1B** attached hereto. Regardless of registration, the Commencement Date for a limited warranty period shall be the date that the original installation is complete and all Product start-up procedures have been properly completed and verified by an installer's invoice. If the installation and start-up date cannot be verified by the installer's invoice, the Commencement Date shall be sixty (60) days after the factory manufacture date which is verified by the Product serial number. Where a Product is installed in a newly constructed home, the Commencement Date is the date the Purchaser purchased the residence from the builder. Proof of Product purchase, installation, and/or closing date of the residence may be required to confirm the Commencement Date.

The installation of Product replacement parts under this limited warranty shall not extend the original warranty period. The warranty period for any Product part replaced under this limited warranty is the applicable warranty period remaining under the original Product warranty.

WHO IS COVERED: This limited warranty is provided only to the original owner and his or her spouse ("Purchaser") of the residence where the Products are originally installed. This warranty is not transferable except according to terms stated on the applicable website identified below under Registration Requirements. Company has the right to request any and all proof of Product purchase or installation and/or closing date of the residence.

WHAT COMPANY WILL DO: Company may request proof of Product purchase and/or installation in order to provide Product parts under this limited warranty. As Company's only responsibility and Purchaser's only remedy under this limited warranty, Company will furnish a replacement part to the licensed HVAC service provider, without charge for the part only, to replace any Product part that fails due to a manufacturing defect under normal use and maintenance. The Purchaser must pay for any and all shipping and handling charges and other costs of warranty service for the replacement part. If a Product part is not available, Company will, at its option, provide a free suitable substitute part or provide a credit in the amount of the then factory selling price for a new suitable substitute part to be used by the Purchaser towards the retail purchase price of a new Company product. Any new Product purchase shall be at Purchaser's sole cost and expense including, but not limited to, all shipping, removal, and installation costs and expenses.

REGISTRATION REQUIREMENTS: All Products must be properly registered online by the Purchaser within sixty (60) days after the Commencement Date to receive the registered limited warranty terms. To register online, go to:

<http://www.trane.com/Residential/Trane/Owners/Warranty-Information> or
<http://www.americanstandardair.com/servicesupport/pages/warranty.aspx>

and click "Begin Online Registration." If a Purchaser does not register within this stated time period, the base limited warranty terms shall apply.

ELIGIBILITY REQUIREMENTS: The following items are required in order for the Products to be covered under this limited warranty:

- The Products must be in the same location where they were originally installed.
- The Products must be properly installed, operated, and maintained by a licensed HVAC service provider in accordance with the Product specifications or installation, operation, and maintenance instructions provided by Company with each Product. Failure to conform to such specifications and/or instructions shall void this limited warranty. Company may request written documentation showing the proper preventative maintenance.
- All Product parts replaced by Company under this limited warranty must be given to the servicing provider for return to Company.
- Air handlers, air conditioners, heat pumps, cased or uncased coils and stand-alone furnaces must be part of an Air Conditioning, Heating, and Refrigeration Institute rated and matched system or a specification in a Company provided bulletin or otherwise approved in writing by a Company authorized representative.

EXCLUSIONS: The following are not covered by this limited warranty:

- Labor costs including, but not limited to, costs for diagnostic calls or the removal and reinstallation of Products and/or Product parts.
- Shipping and freight expenses required to ship Product replacement parts.
- Failures, defects, or damage (including, but not limited to, any loss of data or property) caused by (1) any third party product, service, or system connected or used in conjunction with the Products; (2) any use that is not designed or intended for the Products; (3) modification, alteration, abuse, misuse, negligence, or accident; (4) improper storage, installation, maintenance, or operation including, but not limited to, operation of electrical equipment at voltages other than the range specified on the Product nameplate; (5) any use in violation of written instructions or specifications provided by Company; (6) any acts of God including, but not limited to, fire, water, storms, lightning, or earthquakes; or any theft or riots; or (7) a corrosive atmosphere or contact with corrosive materials such as, but not limited to, chlorine, fluorine, salt (provided that indoor and outdoor coils will only be covered if a Sea Coast Kit is installed), sulfur, recycled waste water, urine, fertilizers, rust, or other damaging substances or chemicals.
- Products purchased direct including, but not limited to, Internet or auction purchases and purchases made on an uninstalled basis.
- 3 phase models, cabinets or cabinet pieces that do not affect product performance, air filters, refrigerant, refrigerant line sets, belts, wiring, fuses, surge protection devices, non-factory installed driers, and Product accessories.
- Increased utility usage costs.

REFRIGERANT POLICY: Beginning on January 1, 2010, R-22 refrigerant will no longer be used as a manufacturer-installed refrigerant as required by federal regulation. Any and all expenses or costs associated with replacing Product parts that are not R-410A compatible will not be covered by the terms and conditions of this limited warranty. In addition, all Products containing R-410A refrigerant include a liquid line filter drier which must be replaced when a compressor replacement is necessary. A suction line filter drier must be added for compressors defined as burnouts. Failure to comply with such filter drier requirements or the use of contaminated or alternate refrigerant or any non-approved refrigerant system additives including, but not limited to, dyes, will void this limited warranty.

ADDITIONAL TERMS:

THIS LIMITED WARRANTY AND LIABILITY SET FORTH HEREIN ARE IN LIEU OF ALL OTHER WARRANTIES AND LIABILITIES, WHETHER IN CONTRACT OR IN NEGLIGENCE, EXPRESS OR IMPLIED, IN LAW OR IN FACT. THE IMPLIED WARRANTIES OF MERCHANTABILITY AND FITNESS FOR A PARTICULAR PURPOSE ARE LIMITED TO THE DURATION OF THE APPLICABLE PRODUCT WARRANTY. COMPANY DOES NOT AUTHORIZE ANY PERSON TO CREATE FOR IT ANY OBLIGATION OR LIABILITY IN CONNECTION WITH THE PRODUCTS.

NOTWITHSTANDING ANYTHING IN THIS LIMITED WARRANTY TO THE CONTRARY, COMPANY SHALL NOT BE LIABLE FOR ANY INCIDENTAL, CONSEQUENTIAL, INDIRECT, SPECIAL AND/OR PUNITIVE DAMAGES, WHETHER BASED ON CONTRACT, WARRANTY, TORT (INCLUDING, BUT NOT LIMITED TO, STRICT LIABILITY OR NEGLIGENCE), PATENT INFRINGEMENT, OR OTHERWISE, EVEN IF ADVISED OF THE POSSIBILITY OF SUCH DAMAGES. COMPANY'S MAXIMUM LIABILITY HEREUNDER IS LIMITED TO THE ORIGINAL PURCHASE PRICE OF THE PRODUCTS.

No action arising out of any claimed breach of this limited warranty may be brought by a Purchaser more than one (1) year after the cause of action has arisen.

This limited warranty gives you specific legal rights, and you may also have other rights as otherwise permitted by law. If this Product is considered a consumer product, please be advised that some local laws do not allow limitations on incidental or consequential damages, how long a warranty lasts based on registration, or how long an implied warranty lasts, so that the above limitations may not fully apply. Refer to your local laws for your specific rights under this limited warranty.

Residential Systems
6200 Troup Highway, Tyler, TX 75707
Attn: Customer Relations

Or visit our website at www.trane.com or www.americanstandardair.com

GW-658-4911

TABLE 1: Warranty Time Periods for Outdoor Units, Air Handlers, Packaged Air Conditioners and Heat Pumps, Furnaces and Cased and Uncased Coils

COVERAGE TERMS FOR RESIDENTIAL APPLICATIONS: Pursuant to the Trane U.S., Inc. ("Company") limited warranty terms and conditions, the following Products are covered for the base time periods as stated below ("Base Limited Warranty Period"). If registered, the Base Limited Warranty Periods for certain Products will be extended as stated below ("Registered Limited Warranty Period").

SINGLE PHASE R410 OUTDOOR UNITS:

Base Limited Warranty Period: Compressor, Outdoor Coil, Parts: five (5) years.
Registered Limited Warranty Period:

TRANE: 4TTM3, ASD: 4A7M3: Compressor, Outdoor Coil, Parts – ten (10) years.

TRANE: 4TTB3, 4TTB4, 4TWB4, 4TWB3, ASD: 4A7B4, 4A6B4, 4A7B3, 4A6B3: Compressor, Outdoor Coil, Parts – ten (10) years.

TRANE: 4TTR5, 4TTR3, 4TWR5, 4TWR3, ASD: 4A7A5, 4A7A3, 4A6H5, 4A6H3: Compressor, Outdoor Coil, Parts – ten (10) years.

TRANE: 4TTZ0, 4TTX6, 4TTX5, 4TWZ0, 4TWX6, 4TWX5, ASD: 4A7Z0, 4A7A6, 4A6Z0, 4A6H6: compressor – twelve (12) years, Outdoor Coil, Parts – ten (10) years.

TRANE: 4TTZ0, 4TTX6, 4TTX5, 4TWZ0, 4TWX6, 4TWX5, ASD: 4A7Z0, 4A7A6, 4A6Z0, 4A6H6: compressor – twelve (12) years, Outdoor Coil, Parts – ten (10) years.

TRANE: 4TTZ0, 4TTX6, 4TTX5, 4TWZ0, 4TWX6, 4TWX5, ASD: 4A7Z0, 4A7A6, 4A6Z0, 4A6H6: compressor – twelve (12) years, Outdoor Coil, Parts – ten (10) years.

SINGLE PHASE R22 OUTDOOR UNITS:

Base Limited Warranty Period: Compressor, Outdoor Coil, Parts - one (1) year.
Registered Limited Warranty Period:

TRANE: 2TTB3, 2TWB3, ASD: 2A7B3, 2A6B3: Compressor, Outdoor Coil, Parts– five (5) years.

3- PHASE OUTDOOR UNITS (models up to 5 Ton):

Base Limited Warranty Period: Compressor, Outdoor Coil, Parts - one (1) year.
Registered Limited Warranty Period:

TRANE: 4TTA, 4TWA, ASD: 4A7C, 4A6C: Compressor, Outdoor Coil, Parts - five (5) years.

AIR HANDLERS:

Base Limited Warranty Period: Indoor Coil and Parts – five (5) years.
Registered Limited Warranty Period:

TRANE and ASD: GAMS, *AM4, *AM7, *AM8, GAT2, GAF2: Indoor Coil and Parts – ten (10) years.

Base Limited Warranty Period: Indoor Coil and Parts – one (1) year.
Registered Limited Warranty Period:

TRANE and ASD: 2/4TEE, 2/4TFE, 2/4TEC, Indoor Coil and Parts – five (5) years.

PACKAGED AIR CONDITIONERS and PACKAGED HEAT PUMPS:

TRANE and ASD: 4WCZ6:
Base Limited Warranty Period: Compressor, Outdoor Coil, Parts – five (5) years.
Registered Limited Warranty Period: Compressor – twelve (12) years, Outdoor Coil, Parts – ten (10) years.

TRANE and ASD: 4DCZ6, 4YCZ6:
Base Limited Warranty Period: Compressor, Outdoor Coil, Parts – five (5) years, Heat Exchanger – twenty (20) years.
Registered Limited Warranty Period: Compressor – twelve (12) years, Outdoor Coil, Parts – ten (10) years.

TRANE and ASD: 4DCY4, 4YCY4, 4YCX3:
Base Limited Warranty Period: Compressor, Outdoor Coil, Parts – five (5) years, Heat Exchanger – twenty (20) years.
Registered Limited Warranty Period: Compressor, Outdoor Coil, and Parts – ten (10) years.

TRANE and ASD: 4TCY4, 4TCX3, 4WCY4, 4WCX3:
Base Limited Warranty Period: Compressor, Outdoor Coil, Parts – five (5) years.
Registered Limited Warranty Period: Compressor, Outdoor Coil, and Parts – ten (10) years.

TRANE and ASD: 4YCC3:
Base Limited Warranty Period: Compressor, Outdoor Coil, Parts – five (5) years, Heat Exchanger – ten (10) years.
Registered Limited Warranty Period: Compressor, Outdoor Coil, Parts – ten (10) years.

TRANE and ASD: 4TCC3, 4WCC3:
Base Limited Warranty Period: Compressor, Outdoor Coil, and Parts – five (5) years .
Registered Limited Warranty Period: Compressor, Outdoor Coil, Parts – ten (10) years.

TRANE and ASD: 4WHC3:
Base Limited Warranty Period: Compressor, Outdoor Coil, and Parts – five (5) years.

TRANE and ASD: *UE1/*DE1:
Base Limited Warranty Period: Parts – five (5) years, Heat Exchanger – twenty (20) years.
Registered Limited Warranty Period: Parts – ten (10) years, Heat Exchanger: twenty (20) years.

TRANE and ASD: *UD1/*DD1; *UD2/*DD2; *UD1-H/ *DD1-H:
Base Limited Warranty Period: Parts: five (5) years, Heat Exchanger – twenty (20) years.
Registered Limited Warranty Period: Parts – ten (10) years, Heat exchanger– twenty (20) years,

TRANE and ASD: *UD2-V/*DD2-V; *UD2-C-V/*DD2-C-V:
Base Limited Warranty Period: Parts: five (5) years, Heat Exchanger – twenty (20) years.
Registered Limited Warranty Period: Parts – ten (10) years, Heat exchanger– Lifetime

TRANE and ASD: *UC1/*DC1:
Base Limited Warranty Period: Parts – five (5) years, Heat Exchanger – twenty (20) years.
Registered Limited Warranty Period: Parts – ten (10) years, Heat Exchanger - Lifetime.

TRANE and ASD: *UH1/*DH1; *UX1/*DX1; *UH2/*DH2; *UHM/*DHM:
Base Limited Warranty Period: Parts – five (5) years, Heat Exchanger – twenty (20) Years.
Registered Limited Warranty Period: Parts– ten (10) years, Heat Exchanger– Lifetime.
*Note: First digit may be a "T" or an "A"

Note Regarding Heat Exchanger: If a heat exchanger fails because of a manufacturing defect within the sixth through twentieth year of the applicable warranty period, Company will, at its sole option, provide either a replacement heat exchanger without charge, or allow a credit in the amount of the then factory selling price of an equivalent heat exchanger toward the retail purchase price of a new heating unit.

CASED AND UNCASED COILS:
Base Limited Warranty Period: Coil, Parts –five (5) years.
Registered Limited Warranty Period:

TRANE and ASD: 2/4 TXC, 2/4 TXA, 4CXC, 4TXF-CC/CZ: Coil, Parts– ten (10) years.

SPECIFIC TERMS FOR COMMERCIAL APPLICATIONS (Models listed in Tables 1, 1A, 1B)
Base Limited Warranty Period: Coil, Parts- one (1) year.
Base Limited Warranty Period: Compressor- five (5) years.
Base Limited Warranty Period for Packaged Unit Heat Exchanger: five (5) years.
Base Limited Warranty Period For All Heat Exchangers on All Other Furnace: twenty (20) years.
**ASD – American Standard Models

Table 1A: Warranty Time Periods for Controls, Zoning Products, Humidifiers, Energy Recovery Ventilators, Air Cleaners and Oil Furnaces (Variable and Non-Variable Speed)

COVERAGE TERMS FOR RESIDENTIAL APPLICATIONS: Pursuant to the Trane U.S., Inc. ("Company") limited warranty terms and conditions, the following Products are covered for the base time periods as stated below ("Base Limited Warranty period"). If registered, the Base Limited Warranty Periods for certain products will be extended as stated below ("Registered Limited Warranty Period").

CONTROLS: *CONT200,*CONT401,*CONT402,*CONT600 & *CONT602

Base Limited Warranty Period: one (1) year
Registered Limited Warranty Period: five (5) years

CONTROLS: *ZEMT500 *CONT800,*CONT802,*CONT803,*CONT900.*ZONE950

Base Limited Warranty Period: five (5) years
Registered Limited Warranty Period: ten (10) years

ZONING PRODUCTS: *ZONE950,*ZONE940,*ZONE930,ZZONEPLNAC52Z,ZZONEEXPAC52Z,ZZSEN-SAL0400, BAYSEN01ATEMPA, BAY24VRP, ZDAMPDR, ZDAMPMSM, ZDAMPBM, ZDAMPRR

Base Limited Warranty Period: five (5) years
Registered Limited Warranty Period: ten (10) years

HUMIDIFIERS: *HUMD200,*HUMD300 & *HUMD500

Base Limited Warranty Period: five (5) years
Registered Limited Warranty Period: ten (10) years

ENERGY RECOVERY VENTILATOR (ERV): *ERV100,*ERV200 & *ERV300

Base Limited Warranty Period: five (5) years
Registered Limited Warranty Period: ten (10) years

AIR CLEANERS: TFD & AFD

Base Limited Warranty Period: five (5) years
Registered Limited Warranty Period: ten (10) years

VARIABLE SPEED OIL FURNACE: *HV-V,*LF-V,*LR-V,*DF-V

Base Limited Warranty Period: Parts- five (5) years, Heat Exchanger - twenty (20) years
Registered Limited Warranty Period: Parts - ten (10) years, Heat Exchanger - Lifetime

NON-VARIABLE SPEED OIL FURNACE: *HV,*LF,*LR,*DF

Base Limited Warranty Period: Parts- five (5) years, Heat Exchanger - twenty (20) years
Registered Limited Warranty Period: Parts - ten (10) years, Heat Exchanger - Lifetime

SPECIFIC TERMS FOR COMMERCIAL APPLICATIONS:

Base Limited Warranty Period Applies for all controls, zoning products, humidifiers and ERV's
All Oil Furnaces: Parts - one (1) year, Heat Exchanger - twenty (20) years.

*(First letter may be A or T)

Table 1B: Warranty Time Periods for Installed Accessories in Air Handlers and Packaged Units

COVERAGE TERMS FOR RESIDENTIAL APPLICATIONS: Pursuant to the Trane U.S., Inc. ("Company") limited warranty terms and conditions, the following Products are covered for the time periods as stated below.

Electric Heaters for Multi-Position Air Handlers

HEATERS, Installed in GAT2, 4 & 5 Series Air Handlers: BAYEA
Limited Warranty Period: ten (10) years

HEATER, Installed in 7 & 8 Series Air Handlers: BAYEV
Limited Warranty Period: ten (10) years

HEATER, Installed in GAF2 Air Handlers: BAYEC
Limited Warranty Period: five (5) years

Optional Accessories for Multi-Position Air Handlers

UVC LIGHTS, Installed in GAT2, GAF2, 4, 5, 7 & 8 Series Air Handlers: BAYUVC
Limited Warranty Period: Ballast - ten (10) years, Bulbs - one (1) year

COMPRESSOR CONTROL MODULE, Installed in 8 Series Air Handlers: BAY24CCVK
Limited Warranty Period: ten (10) years

Hydronic Heaters for Multi-Position Air Handlers

HOT WATER COIL, Installed in 5 Series Air Handlers: BAYWAAA05, BAYWAB07 or BAYWACC08
Limited Warranty Period: ten (10) years

HOT WATER COIL, Installed in 7 Series Air Handlers: BAYWV & BAYWA
Limited Warranty Period: ten (10) years

HOT WATER COIL, Installed in 8 Series Air Handlers: BAYWV
Limited Warranty Period: ten (10) years

Electric Heaters for Spit Systems and Convertible Air Handlers

HEATERS, Installed in 4TEE & 4TEC Air Handlers: BAYHTR14
Limited Warranty Period: ten (10) years

Electric Heaters for Packaged Units

HEATERS, Installed in 4TC*3 & 4, 4WC*3, 4 & 6 Packaged Units: BAYHTRV
Limited Warranty Period: ten (10) years

HEATERS, Installed in 4WHC Packaged Units: BAYHTRC
Limited Warranty Period: ten (10) years

Optional Accessories for Packaged Units

UVC LIGHTS, Installed in 4TC*3 & 4, 4WC*3, 4 & 6, 4YC*3, 4 & 6, 4DC*4 & 6 Packaged Units: BAYUVC
Limited Warranty Period: Ballast - ten (10) years, Bulbs - one (1) year

ECONOMIZERS, Installed in 4TC*3 & 4, 4WC*3, 4 & 6, 4YC*3, 4 & 6, 4DC*4 & 6 Packaged Units: BAYECON
Limited Warranty Period: ten (10) years

MOTORIZED DAMPER, Installed in 4TC*3 & 4, 4WC*3, 4 & 6, 4YC*3, 4 & 6, 4DC*4 & 6 Packaged Units: BAYDMPR
Limited Warranty Period: ten (10) years

*(First letter may be A or T)

Residential Systems
6200 Troup Highway
Tyler, TX 75707

*For more information contact
your local dealer (distributor)*

*Since the manufacturer has a policy of continuous product and product data improvement, it reserves the right to
change design and specifications without notice.*